

**Provider:** Sample Report  
**Patient:**  
**Accession #:**  
**Collected:**

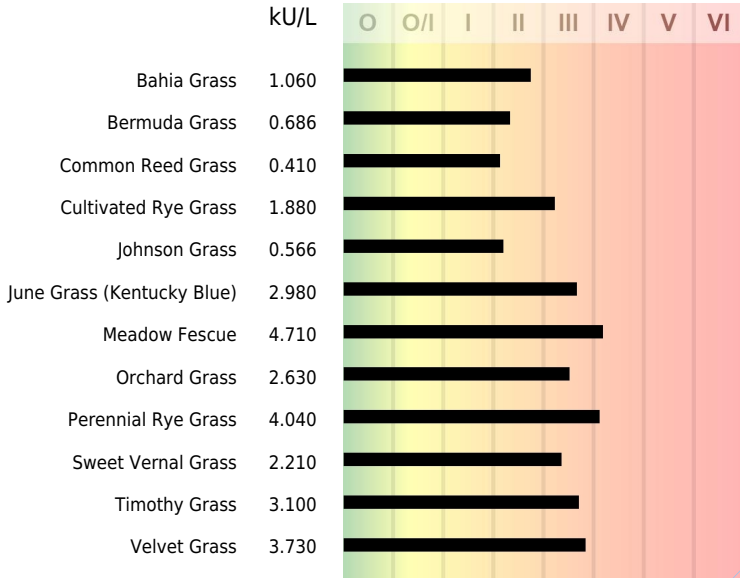
**Sex:**  
**Age:**  
**Received:**

**Sample Type:** Serum  
**Date of Birth:**  
**Completed:**

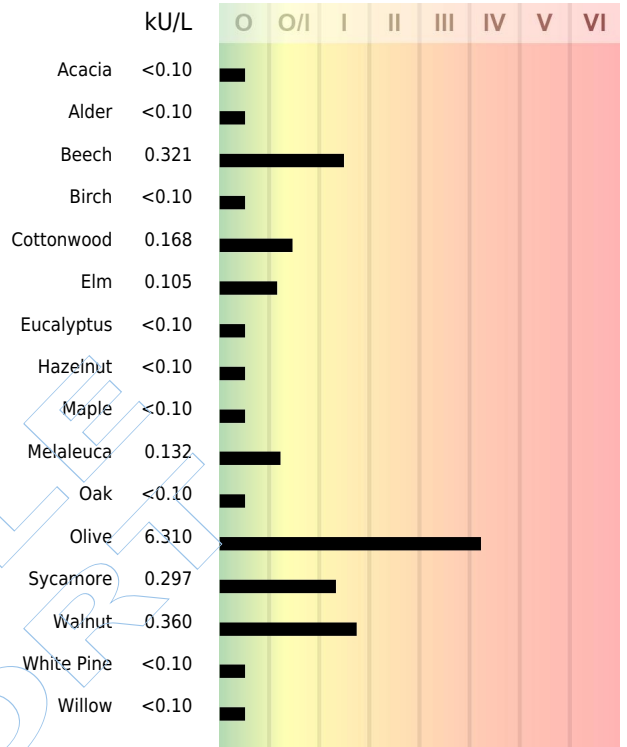
IgE [REDACTED]

CLIA #: 50D0965661  
COLA accredited

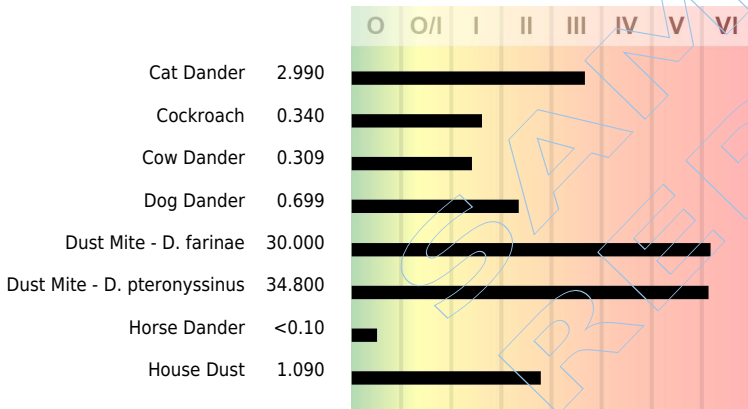
**Grasses**



**Trees**



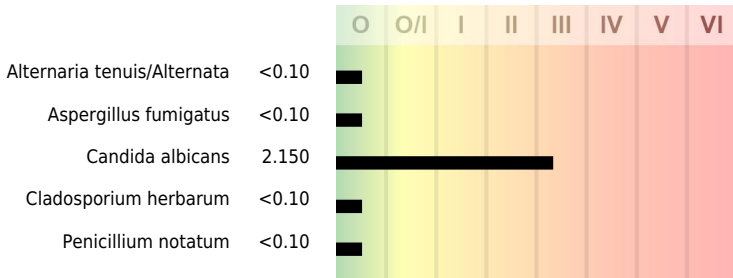
**Miscellaneous**



**Weeds**



**Molds**



Total IgE\*: 325 IU/mL  
Reference Range:  
≥10 years: ≤87.0 IU/mL  
<10 years: Not available



\*The Total IgE is performed using Immulite System, and the reference range is updated accordingly. The IgE Chemiluminescent assay used by US BioTek Laboratories has been cleared by the U.S. Food and Drug Administration. The performance characteristics of the IgE assay has been verified by US BioTek Laboratories, LLC, 16020 Linden Ave N, Shoreline, WA 98133, USA. IgE test results should be used in conjunction with other relevant clinical information by healthcare providers to diagnose IgE-mediated allergic disorders. Higher total IgE levels may suggest elevated clinical reactivity to specific foods but should be interpreted in conjunction with other relevant information.